

GCG Sunday School - 3rd November 2024

Lesson Outline



Lesson: Living Stone(s)

Passage: 1 Peter 2:4-10

Big Idea: Jesus was not wanted by people but was precious to God, just like Christians.

Main Aim: Trust that it's normal for people not to want us, but we are still so precious to God.

Key verse: 1 Peter 2:4-5

Please pray for the lesson preparation, that God's word would feed us and the children.

Laptop/tablet + speaker Unless you are at the Greenwich service, you will need to bring a device to play any media. If needed, Jonny can provide **a laptop and Bluetooth speaker**. 😊

Additional resources: [St Helen's talks and study materials on 1 Peter](#)

Passage info for leaders: (Lesson Overview on page 3)

1 Peter Overview

Christians in Peter's day are suffering low-level persecution, just like us.
How will they stay strong, live differently and stand out? How will we?

Passage overview

We might think that it isn't normal when people don't want (reject) Christians.
But actually...

1. Who was Jesus? *1 Peter 2:4, 6-8*

Rejected by people.
Precious and chosen by God.

2. Who are we? *1 Peter 2:5, 9-10*

Rejected by people. (From 1 Peter context)
Precious and chosen by God.
Honoured in the future, since we believe now.

For them then

Christians might have felt rejected by most people - this is normal. It's just like Jesus.
They could remember that just like Jesus, they were rejected and yet were so precious to God.
Shamed by people, and yet honoured by God. So they can keep trusting.

For us now - Same!

The Age Ranges

CW (average age 4-5 years) - Prepare the lesson for **all ages**.






Then separate **Sailor** and **Officer** groups for **Heart & Hands** teaching.

GR and EC - Personalise **all material** for the Sailors or Officers.

Sailors: Ages 3-6

Officers: Ages 7-11

Lesson Overview

Get Going ~3 min + Song	Bible Talk ~10 mins	Heart & Hands ~30 mins	Land The Lesson ~5 mins	Extra Fun Time ~10 mins
				
Welcome & Pray Intro Idea Song	The Big Idea The Main Aim	Craft/ Worksheet Further teaching Memory verse	Recap Pray	Optional extra fun

Get Going



Welcome, Pray, Introduction idea & Song

At GR and EC the Sailor Leader will lead the “Get Going” section, by default.

Welcome and connect briefly with the children

- Ask a fun question, showing we're interested in their lives. Such as:
 - What's the best thing you did yesterday/ this morning? Highlight/lowlight?
 - What was the tastiest food you ate? The smelliest thing you smelled?

Prayer by the leader

- Help us to listen carefully to what God has to say to us today, and to have fun.

Rules Reminder

- We listen to the leader.
- We love our neighbour.

Intro Idea - Introduces the theme of the passage with “Intro” Powerpoint slides.

- Ask the children - Is it normal to like/ not like these things?
 - Random strange things. - No!
 - Normal things. - Yes!
 - People not liking (rejecting) Christians. - It's not very nice, but Yes!
 - Jesus was not liked, but he was very precious to God. This is normal.
 - God tells us in the Bible. Christians might not be liked, but he was very precious to God. This is normal.

Link: Introduce the Big Idea

Sing - If needed, talk through the words and actions before singing.

NEW SONG.


 Jesus is the King - EMU Music

Jonny can teach you the actions:

<https://www.youtube.com/watch?v=CY-DliVHMew>

GR & EC - Split into **Sailor** and **Officer** groups for the remainder of the session.

CW - Remain together.



Bible Talk

Teaching the Big Idea & Main Aim.

Keep it clear and snappy. Maybe come up with a catchphrase for the week.

Have Bible open throughout to show that we're teaching from God's word, and not from our heads.

Choose key verses and summarise.

Make the Bible talk engaging by asking questions and/or using visual aids.

Key Verse - 1 Peter 2:4-5.

Lesson Points - Arriving repeatedly at the Big Idea.

Letter context: Peter writes to suffering Christians, who might think that this isn't normal.

How can God really love us, if people don't like us?

1. Who was Jesus? *1 Peter 2:4, 6-8*
 Rejected by people.
 This was normal for Jesus, not strange.
 Precious and chosen by God.
 Jesus was still so precious to God, chosen by him.
 He was like a rejected stone, but he became the honoured cornerstone.

2. Who are we? *1 Peter 2:5, 9-10*
 Rejected by people. (From 1 Peter context)
 This is normal for us, not strange. Just like for Jesus.
 Precious and chosen by God.
 We are still so precious to God, chosen by him. Just like for Jesus.
 Honoured in the future, since we believe now.
 We will be given honour in the future, not shame, if we keep on trusting in him.
 Just like for Jesus.

Brief application - The Main Aim expanded.

- **Sailors** State the Main Aim application and expand it a bit.
 This is how it's right to think/ act/ talk/ feel.
 For home/ school/ church.
- **Officers** Ask questions to arrive at the Main aim application.
 How does this help us think/ act/ talk/ feel differently?
 What about at home/ school/ church?

Teaching ideas

- **Sailors**

I think laying out the visual aids to parallel our lives and Jesus' life will be enough.

Feel free to think of something in addition, such as a drama of a Christian being picked on, but who trusts.

- Ask questions when teaching, such as:

Point 1:

Listen as I read, did the world want Jesus?

What happened to Jesus, even though people didn't want him?

Point 2:

From the intro, does the world always want Christians?

What does God think of us?

How are we like Jesus? Trusting through suffering. This is normal. There is honour to come.

- **Visual Aids**

Cut out and stick on the wall as you teach. Layout suggestion on the PDF.

- **Helpful questions to ask:** What noise/ smell do you think it made? How many stars did he see? Have you ever seen that before? How did he feel? What face would she have made?
- **Helpful methods:** Make actions to copy at certain points, act it out, place pictures on the wall, go for a walk around the room, use Lego/Playmobile figures.

- **Officers**

Same as Sailors. The children could make up a more-involved drama about this.

- Ask questions when teaching, such as:

Same as Sailors, and:

Point 1:

How did people not want/ reject Jesus? What did they do?

Not just crucify, but didn't listen, mocked him etc.

What does God think of Jesus? What happened after being rejected?

What did Jesus do, even though he suffered? He trusted.

Point 2:

When will we be honoured? Now or later?

How can we be like Jesus? Trust through suffering. This is normal, there is honour.

- **Visual Aids**

Cut out and stick on the wall as you teach. Layout suggestion on the PDF.

- **Helpful questions to ask:** Why do you think he did that? What did she get right/ wrong? What would you do in his situation?
- **Helpful teaching methods:** Act it out, have them draw scenes, shout out the best thing they see in the passage, make a puppet show using paper and card, go for a walk, use Lego.

Heart and Hands

More on the Big Idea & Main Aim with activities.



Table Activities - Craft or worksheet - Spares go to the Eltham service.

- **Sailors** *Craft.*
Cut, stick, colour.
- **Officers** *Worksheet.*
This is a guided form of Bible study, to help them learn how Bible studies work.
The sheet progresses from easy questions, to harder questions.

*Help them find answers in the Bible and think about their answers.
Talk about the application and any questions they may have.*


Further Teaching

An opportunity to reteach the same Big Idea & Main Aim with:

- Act out the passage.
- Do a drama based on the Main Aim. For example, the children make up a drama about someone who used to be worried, but is now comforted because God knows them completely.
- Discuss application.

Memory verse - Ideas for learning can be found in the Google Drive Folder.

"Blessed be the God and Father of our Lord Jesus Christ! According to his great mercy, he has caused us to be born again to a living hope through the resurrection of Jesus Christ from the dead."
1 Peter 1:3 (ESV)

We'll be using the following song to learn the verse:  1 Peter 1:3



Land the lesson

Bring everything together with: **Recap and Prayer.**

Recap - Use the craft/ worksheet to remind them of the Big Idea & Main Aim.

Pray - Encourage the children to pray with you about the Big Idea and Main Aim. They could **thank/praise God** for it or **ask for help** in believing it.

- **Sailors** You could suggest "Popcorn prayers" - really short prayers.
Or "Arrow prayers"- We all shoot up like an arrow at the end.
Or you could try the idea we use with Officers.
- **Officers** You could pass an object, like a Bible, around the room.
When a child receives the Bible, they can choose to pray in their head or aloud.



Extra fun time.

An optional game, which can be played mid-session.

Game idea - Feel free to play something different!

- **Sailors** Something fun, check the G-drive.
- **Officers** Follow the leader game. Someone goes out and we copy someone's actions in the circle. The person comes back in and guesses who we're copying.
- **Time fillers and games** Check the G-drive

I often play something from: <https://www.youtube.com/@thebiggeststory>

- **Music** A Spotify playlist of Sunday School Songs can be found in the term plan.

Sign out - Give each family a Take Home Sheet

- Sign out with Rollcall.